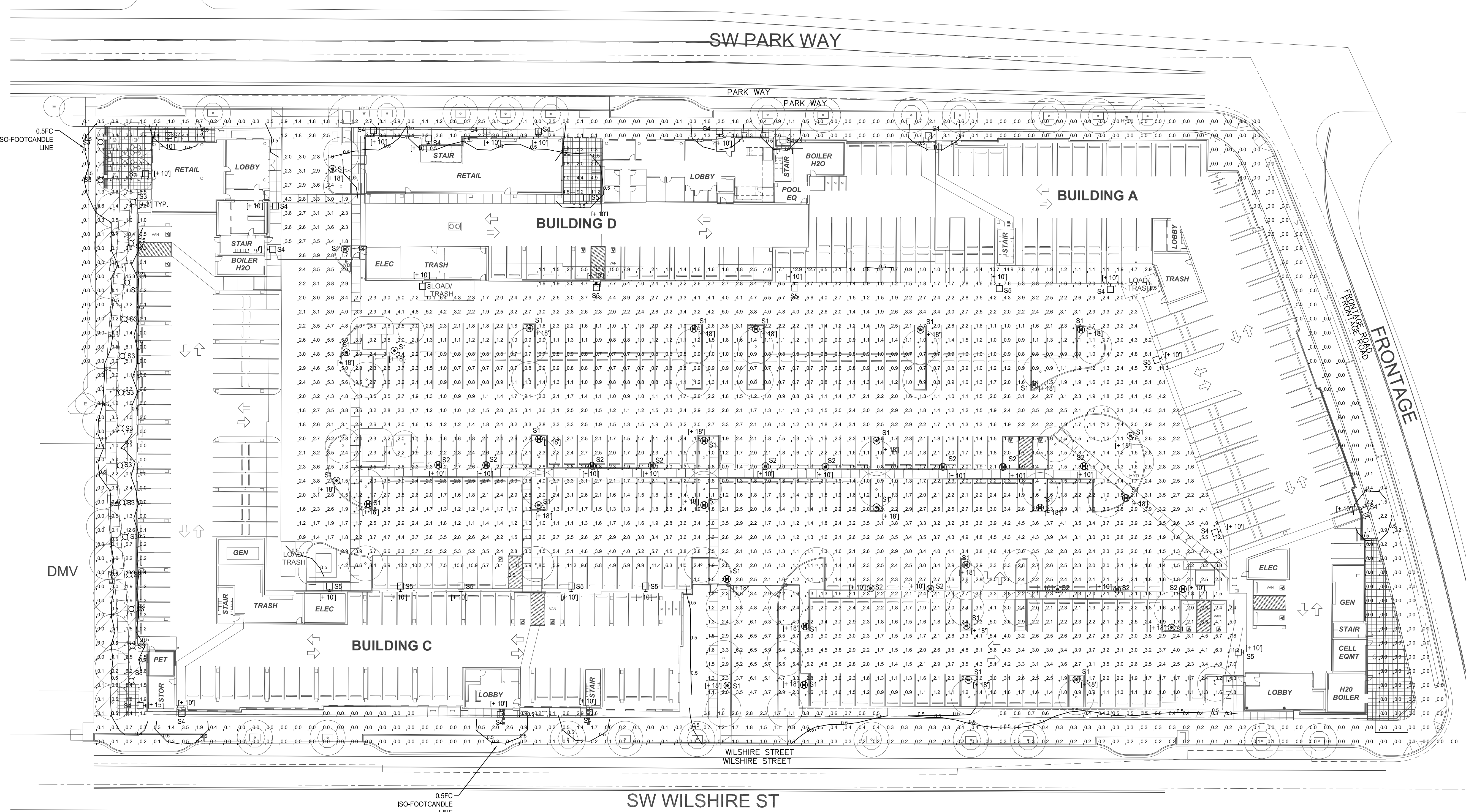


# SITE LIGHTING PHOTOMETRIC PLAN

DR E100P



Schedule				
Label	Manufacturer	Catalog Number	Description	Wattage
S1	COOPER LIGHTING SOLUTIONS - INVUE (FORMERLY EATON)	ARB-B3-LED-D1-14-7030	ARBOR OUTDOOR ARCHITECTURAL POST TOP 70 CRI, 3000K LEDS AND TYPE IV OPTIC	99
S2	PERFORMANCE IN LIGHTING	076433	KHA SUM 8" 51W 830 C/EW BLACK	51
S3	LIGMAN	PRA-10011-T3-W30	Prague 2 bollard	13.8
S4	Lithonia Lighting	WDEG1 LED P1 30K 80CRI VW	WDEG1 LED WITH P1 - PERFORMANCE PACKAGE, 3000K, 80CRI, VISUAL COMFORT WIDE OPTIC	10.0
S5	Lithonia Lighting	WDEG3 LED P2 70CRI R4 30K	WDEG1 LED WITH P2 - PERFORMANCE PACKAGE, 3000K, 70CRI, TYPE 4 OPTIC	59.3

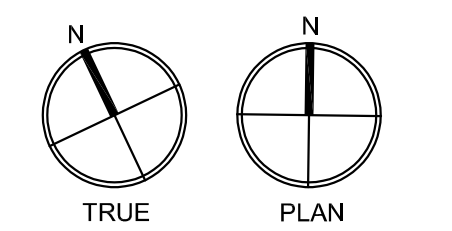

Statistics						
Description	Symbol	Avg	Max	Min	Max/Min	Avg/Min
PERIMETER ADJACENT TO PROPERTY LINE	+	0.9 fc	18.8 fc	0.0 fc	N/A	N/A
COURTYARD PARKING	+	2.5 fc	15.0 fc	0.7 fc	21.4:1	3.6:1

1 SITE - LIGHTING PHOTOMETRIC  
SCALE: 1" = 30'-0"

Scale: 1" = 30'-0"

**LRS ARCHITECTS**  
221141 | CEDAR HILLS APTS  
07/18/24

**MKE ASSOCIATES, INC.**  
CONSULTING ENGINEERS  
MECHANICAL AND ELECTRICAL SYSTEMS  
6915 S MACADAM AVE  
SUITE 200  
PORTLAND, OREGON 97219  
CONTACT: TOBIN BATEEN  
PHONE: (503) 892-1188  
engineering@mke-inc.com  
Since 1979



**HIGH STREET**  
RESIDENTIAL